





link²
Lighter, Stronger & Seamless



link²
Lighter, Stronger & Seamless

THE WORLD'S FIRST SEAMLESS
LINKING ROLLER BANNER



link²

Lighter, Stronger & **Seamless**

The new Link² roller banner is the World's first true light-weight affordable linking banner stand. The Link² allows for unlimited banners to be seamlessly joined together creating professional, promotional and exhibition backdrops. Also, each Link² banner stand has interchangeable graphic capabilities,

so for the first time you can now easily change graphics yourself, meaning that you can use Link² hardware indefinitely. Other advantages include a patented tension system that aids graphic alignment on uneven floors, integrated LED lighting and a flexible panel option making it ideal for shell schemes.


THE UNIQUE ROLLER BANNER THAT PROVIDES ULTIMATE FLEXIBILITY



PROBLEM SOLVED

The Link² roller banner has been designed and engineered to create near instantaneous backdrops and exhibition stands with the minimum of fuss. Many of us have experienced displays that have either been difficult, overly complicated or time-consuming to erect only to discover that the graphics do not align correctly or have become damaged. Whilst having the benefits of traditional roller banners, such as cost, ease of use and portability, the Link² also addresses many of the issues that have traditionally plagued portable exhibition equipment. For example, any number of Link² can be joined together to create quick, professional and seamless exhibition displays with no visible gaps. This process is made even easier using the patented levelling system because graphics will always align on difficult and uneven surfaces. If more flexibility is needed then using a flexi-link panel, allows unique and bespoke configurations to be created. Finally, graphics never need to be handled and are always protected when not in use reducing the potential for damage.

THE SIMPLE WAY TO ALIGN GRAPHICS





JOIN UNLIMITED LINK² ROLLER BANNERS TOGETHER



1. To stop a graphic from retracting insert a locking pin into the base of the Link².



2. Unhook the finishing bar from the roller mechanism and then carefully remove the complete graphic and store accordingly.



3. Hook the replacement graphic to the Link² top cap. Pull the graphic down and hook on to the roller banner mechanism.



4. Remove the locking pin and then unhook the graphic from the top cap so that the graphic can retract into its base.

MAKE A CHANGE

When replacement graphics are required for traditional roller banners, a customer is usually faced with two options. A banner can either be returned to the supplier for a new graphic to be applied or simply “thrown away” and a new one purchased. Each can be time consuming, costly or just not good for our

environment. Link² banners provide a fresh new approach. You simply keep Link² hardware indefinitely and change the graphics as many times as you like. Just order a replacement graphic and attach it to the mechanism using our “easy-change” process. The older graphic can be stored for future use if needed.

REPLACING GRAPHICS HAS NEVER BEEN SO EASY



STAND OUT

The Link² roller banner is the perfect solution for small to medium stand spaces. Its versatility means that you have total control of the configurations you create. This is especially relevant because available stand spaces can vary from exhibition to exhibition.

Available graphic widths:

- Straight: 850mm
- Flexible: 235mm

Available graphic heights:

- 2000mm
- 2175mm
- 2300mm

Packed weight: 6.1kg including graphics

SIMPLE, SEAMLESS AND INTERCHANGEABLE



With exhibition space at a premium the Link² has the ability to go right up against a wall. Just fold back the rear stabilising feet and push back up against a wall.

BUILD SMALL TO MEDIUM EXHIBITION STANDS USING LINK²



colourstudios
sales@colourstudios.co.uk
01761 431300